



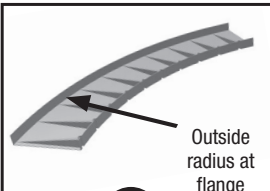
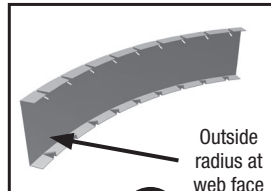
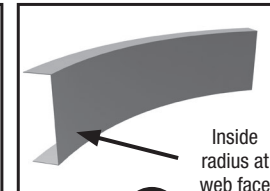
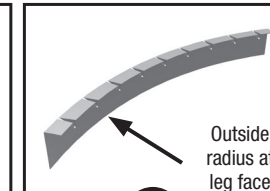
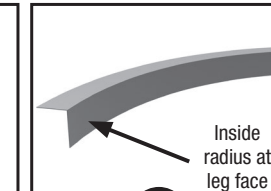
**Duraframe Solutions LLC**  
 610 Salt Road, Webster, NY 14580  
 Phone: 877-423-7889  
 Fax: 585-612-1710  
 Email: sales@duraframesolutions.com

## REQUEST FOR QUOTATION OF LIGHT GAUGE RADIUS METAL

COMPANY NAME:	SHIP TO:
CONTACT:	PROJECT NAME:
ADDRESS:	ADDRESS:
CITY, STATE, ZIP:	CITY, STATE, ZIP:
PHONE:	PHONE:
FAX:	SITE CONTACT:

	CURVE TYPE (SC, AI, AO, CAI, CAO)	QUANTITY (# OF PCS)	ARC LENGTH OF MATERIAL* (IF OTHER THAN 10')	MATERIAL TYPE (EG TRACK, STUD, ANGLE, ETC.)	WEB WIDTH (1 5/8" to 12")	FLANGE <small>Stud (1 1/4" - 2") Track (1 1/4" - 3")</small>	GAUGE (25, 20, 18, 16, 14, 12)	RADIUS FEET	RADIUS INCHES
1									
2									
3									
4									
5									
6									
7									
8									
9									
10									
11									
12									
13									

\* LENGTHS OTHER THAN 10' MAY INCUR EXTRA LEAD TIME AND COST • Contact Duraframe for CUSTOM material requests

STANDARD CURVE	ARCHED - LEG IN	ARCHED - LEG OUT	CURVED ANGLE - LEG IN	CURVED ANGLE - LEG OUT
 <p>Outside radius at flange</p> <p><b>SC</b></p>	 <p>Outside radius at web face</p> <p><b>AI</b></p>	 <p>Inside radius at web face</p> <p><b>AO</b></p>	 <p>Outside radius at leg face</p> <p><b>CAI</b></p>	 <p>Inside radius at leg face</p> <p><b>CAO</b></p>

PLEASE DOWNLOAD THIS FORM,  
 FILL WITH APPLICABLE INFORMATION,  
 THEN SEND TO SALES@DURAFRAMESOLUTIONS.COM FOR A QUOTE